

BDS Course Attributes Goals and Objectives

GOALS:

The dental graduates during training in the institutions should acquire adequate knowledge, necessary skills and reasonable attitudes which are required for carrying out all activities appropriate to general dental practice involving the prevention, diagnosis and treatment of anomalies and diseases of the teeth, mouth, jaws and associated tissues. The graduate also should understand the concept of community oral health education and be able to participate in the rural health care delivery programmes existing in the country.

OBJECTIVES:

The objectives are dealt under three headings (a) Knowledge and understanding (b) skills and (c) Attitudes.

(A) KNOWLEDGE AND UNDERSTANDING:


The graduate should acquire the following during the period of training.

1. Adequate knowledge of the scientific foundations on which dentistry is based and good understanding of various relevant scientific methods, principles of biological functions and be able to evaluate and analyse scientifically various established facts and data.
2. Adequate knowledge of the development, structure and function of the teeth, mouth and jaws and associated tissues both in health and disease and their relationship and effect on general state of health and also bearing on physical and social well being of the patient.
3. Adequate knowledge of clinical disciplines and methods which provide a coherent picture of anomalies, lesions and diseases of the teeth, mouth and jaws and preventive diagnostic and therapeutic aspects of dentistry.
4. Adequate clinical experience required for general dental practice.
5. Adequate knowledge of the constitution, biological function and behaviour of persons in health and sickness as well as the influence of the natural and social environment on the state of health in so far as it affect dentistry.

(B) SKILLS:

A graduate should be able to demonstrate the following skills necessary for practice of dentistry.

1. Able to diagnose and manage various common dental problems encountered in general dental practice keeping in mind the expectations and the right of the society to receive the best possible treatment available wherever possible.
2. Acquire the skill to prevent and manage complications if encountered while carrying out various surgical and other procedures.
3. Possess skill to carry out certain investigative procedures and ability to interpret laboratory findings.
4. Promote oral health and help prevent oral diseases where possible.
5. Competent in the control of pain and anxiety among the patients during dental treatment.


Dr. Sachit Anand Arora
Principal
I.T.S. Dental College,
Hospital & Research Centre
47, Knowledge Park-III, Gr. Noida

I.T.S Dental College, Hospital and Research Centre
47, Knowledge Park – III, Greater Noida

(C) ATTITUDES:


A graduate should develop during the training period the following attitudes

1. Willing to apply the current knowledge of dentistry in the best interest of the patients and the community.
2. Maintain a high standard of professional ethics and conduct and apply these in all aspects of professional life.
3. Seek to improve awareness and provide possible solutions for oral health problems and needs through out the community.
4. Willingness to participate in the CPED Programmes to update the knowledge and professional skill from time to time.
5. To help and participate in the implementation of the national oral health policy.

RECOMMENDATIONS

GENERAL:

1. The undergraduate course involves organisation of teaching programmes year-wise. However, this course, as a whole, should demonstrate integration of the basic sciences, clinical dentistry and practical or the laboratory skills. The course should be designed and integrated in such a way to permit smooth progression from pre-clinical to clinical phase. Collaboration should be encouraged between teachers of basic sciences, dental sciences and clinical subjects.
2. The undergraduate dental course consists of three main components. The first component consists subjects common to medicine and dentistry like anatomy, physiology, biochemistry and behavioural science, leading to pharmacology, pathology, microbiology and then on to general medicine and general surgery. The second component runs concurrently with the first and deals with special aspects of oral and dental tissues, oral biology and oral pathology. Finally, the third component based on the foundations of the first two, deals with the clinical and technical aspects of dentistry as is required for general dental practice.
3. The first component of the course is intended to provide initially, an appreciation of normal human structure, development, function and behaviour, leading to understanding of the diseases, its prevention and treatment. The main objective is to provide the student a broad knowledge of the normal structures and functions of the body, the alterations which take place in disease with particular reference to those conditions in which medical and dental co-operation is essential for proper management. At this stage, the student should also be made aware of the social and psychological aspects of patient care with special reference to the relationship between dentist and patient. The behavioural sciences including both sociology and psychology should be introduced at the initial stages of the training programme, much before the students actually deal with the patients.
4. The second component of dental undergraduate programme consists instruction in the subjects dealing with dental and oral aspects to ensure a detailed knowledge of the structure and function of the dental and oral tissues. This enables the student to diagnose, prevent and treat the dental and oral diseases and disorders which were not included in the first component. The subject of oral biology is to be introduced at this level to provide the students a comprehensive knowledge and application of oral physiology, microbiology, biochemistry and oral immunology. Students should be exposed to the basic aspects of forensic odontology at this stage of the course along with oral biology/oral pathology.
5. The third component of the course comprising the clinical and technical aspects of dentistry actually prepares the student to undertake total oral and dental health care of


Dr. Sahit Anand Arora
Principal
I.T.S. Dental College,
Hospital & Research Centre
47, Knowledge Park-III, Gr. Noida

I.T.S Dental College, Hospital and Research Centre
47, Knowledge Park – III, Greater Noida

the patients of all ages. The emphasis at this stage should be on the prevention of the various dental diseases and how to preserve natural teeth with their supporting structures. The importance of the various preventive methods need to be stressed. The significance of diagnosis of various dental and oral problems needs to be emphasized along with treatment planning before actual treatment procedures are undertaken.

In addition to acquiring the knowledge, the students need to gain adequate clinical hands-on- experience in extractions and other minor oral surgical procedures, all aspects of conservative dentistry, endodontics, crown and bridge, provision of partial and complete dentures, various periodontal therapeutic procedures and use of removable orthodontic appliances. Familiarity with various radiological techniques, particularly intra-oral methods and proper interpretation of the radiographs, is an essential part of this component of training and has application in clinical diagnosis, forensic identification and age estimation.

Towards the final stage of the clinical training, each student should be involved in comprehensive oral health care or holistic approach to enable them to plan and treat patients as a whole, instead of piece-meal treatment provided in each speciality. The Dental Council of India strongly recommends that all the dental colleges should provide facilities and required infrastructure for this purpose.

The aim of the undergraduate programme should undoubtedly be to produce a graduate, competent in general dental practice.

6. The commitment towards the society as a whole, needs to be stressed along with the knowledge and treatment skills gained. Instruction in public health dentistry should emphasise the sociological aspects of health care particularly, oral health care, including the reasons for the variation in oral and dental needs of different sections of the society. It is important to know the influence of the social, behavioural, environmental and economic factors on oral and dental health. Students should be made aware of the National oral health Policy and the importance of being a member of the Health care team delivering medical and oral health care particularly among rural population.
7. Scientific advancement of any profession is based largely on continuous research activities. Dentistry is no exception. It is important that in every dental college proper facilities should be provided for research and the faculty members should involve themselves in such activities. Inter-disciplinary research should be encouraged to bring in integration among various specialities. The teaching and training methodology should be such that the students are motivated to think and indulge in self study rather than playing a passive role. Provision should be made in the daily schedules for adequate time for reading. Proper library facilities with adequate timings and seating capacity should be made available in all dental colleges. Adequate audio visual aids, like video tapes, computer assisted learning aids, Medline and internet facilities should be provided in all dental colleges to encourage self-study. Students should be encouraged to participate in simple research project work and the system of electives, spending some stipulated amount of time in another dental college within the country or outside should be given a serious consideration by all the dental institutions.
8. The society has a right to expect high standards and quality of treatment. Hence, it is mandatory and a social obligation for each dental surgeon to upgrade his or her knowledge and professional skills from time to time. The Dental Council of India strongly


Dr. Sachin Anand Arora
Principal
I.T.S. Dental College,
Hospital & Research Centre
47, Knowledge Park-III, Gr. Noida

I.T.S Dental College, Hospital and Research Centre
47, Knowledge Park – III, Greater Noida

recommends that facilities and proper infrastructure should be developed to conduct the continuous professional education programmes in dentistry to enable the practitioners to update their knowledge and skills. The Council is of the opinion that the dental colleges by virtue of their infrastructural facilities will be ideal to conduct such courses and recommends establishment of a Department of continuing dental education in each of the dental colleges. In addition, the practitioners should be encouraged to attend conferences of state and national level, workshops, seminars and any other such activity which the Council feels is suitable to upgrade the knowledge and skills.

9. The undergraduate curriculum should stress the significance of infection and cross-infection control in dental practice. Aspects like sources of infection, measures to be adopted both general and specific for control particularly the HIV and hepatitis should be properly incorporated into the curriculum so that the graduates are aware of its significance and follow it in their practice.
10. The information technology has touched every aspect of an individual's personal and professional life. The Council hence recommends that all undergraduates acquire minimum computer proficiency which will enable them to enhance their professional knowledge and skills.

RECOMMENDATIONS

SPECIFIC:

1. The undergraduate dental training programme leading to B.D.S. degree shall be a minimum of five years duration. During this period, the students shall be required to engage in full time study at a dental college recognized or approved by the Dental Council of India.

During the five years undergraduate course, the instruction in clinical subjects should be at least for three years

2. Basic Medical & Dental Subjects:

The basic medical and dental sciences comprise anatomy gross and microscopic, physiology, biochemistry, pharmacology, oral biology and science of dental materials. Subjects like behavioural sciences, which is useful to develop communication skills, should also be introduced in the first year itself and spread over the undergraduate course. An introduction to Public Health Dentistry & Preventive Dentistry also will be useful to develop the concept of commitment to community. The laboratory skills to be developed by the students like pre-clinical Prosthodontics, Crown Bridge, Aesthetic Dentistry and Oral Implantology exercises and studying dental morphology also is a part of initial training. The instruction in the above medical and dental sciences shall be for two years duration. At the end of this period the student should be in a position to understand and comprehend in general the development, structure and function of the human body in both health and disease.

3. The instruction in basic dental sciences should include theoretical and practical aspects of oral anatomy and physiology, to provide a detailed knowledge of the form and structure of teeth associated tissues and occlusal relationships.

The study should also aim at development of a concept regarding physiological and biochemical processes relevant to oral cavity for better understanding of the changes which occur with the onset of disease in the oral cavity.

The student should be made aware of the importance of various dental tissues in forensic


Dr. Sachin Anand Arora
Principal
I.T.S. Dental College,
Hospital & Research Centre
47, Knowledge Park-III Gr. Noida

I.T.S Dental College, Hospital and Research Centre
47, Knowledge Park – III, Greater Noida

investigation.

4. Clinical, Medical and Dental subjects:

The students should be introduced to clinics in the initial stage, preferably in the first year, as an observer to familiarise with clinical set-up and working. The period of instruction in the clinical subjects shall be not less than three years full time. During this, the student shall attend a dental hospital, general hospital, community camps and satellite clinics, in order to obtain instruction and experience in the practice of dentistry. The main objective of training in clinical dental subjects is to produce a graduate able and competent to recognize or diagnose various dental and oral diseases, to undertake general dental treatment, advise on the provision of specialized treatment available and finally advise the patient on prevention. The student should also understand the relationship between oral and systemic diseases.

5. The general medicine and surgery training should provide sufficient knowledge on human disease to enable the student to understand its manifestations as relevant to the practice of dentistry. This requires clinical teaching on patients and shall be carried out in in-patient and outpatient medical departments and specialist clinics.

This clinical instruction should enable the student to understand and perhaps diagnose common systemic diseases which have relevance to dental practice, by adopting a systematic approach of history taking and clinical examination. The student should also realize the significance of various general and special investigations in the diagnosis of diseases. The ability to recognize physical and mental illness, dealing with emergencies, effective communication with patients, interaction with various professional colleges also become important aspects of this training.

6. The Dental Council of India considers it important for all dental students to receive instruction in first-aid and principles of cardio-pulmonary resuscitation. It is also desirable that the student spend time in an accident and emergency department of a general hospital.

7. The purpose of the clinical training is to provide sufficient practical skill in all aspects of clinical dentistry. The instruction should also include patient management skills, treatment of patients of all ages with special reference to children (paediatric), very elderly (geriatric), medically compromised and disabled patients.

8. During the three years clinical course, the students should receive thorough instruction which involves history taking, diagnosis and treatment planning in all aspects of dentistry and should be competent on graduation to carry out all routine general procedures.

In Oral & Maxillofacial Surgery and Oral Implantology, instruction should include the knowledge of various maxillofacial problems like injuries, infections and deformities of the jaws and associated structures. The clinical experience should include those procedures commonly undertaken in general practice like extraction of teeth, minor oral surgical procedure etc.

In Conservative, Endodontics & Aesthetic Dentistry, Prosthodontics, Crown Bridge, Aesthetic Dentistry and Oral Implantology and Periodontology and Oral Implantology students should be competent on graduation to carry out routine treatment like restorations of various kinds, endodontic procedures, removable and fixed prosthodontics, concept of osseointegration and finally various kinds of periodontal therapy. In addition, students should be aware of their limitations on graduation, need to refer patients for


Dr. Sachin Anand Arora
Principal
I.T.S. Dental College,
Hospital & Research Centre
47, Knowledge Park-III, Gr. Noida

I.T.S Dental College, Hospital and Research Centre
47, Knowledge Park – III, Greater Noida

consultant opinion and/or treatment and also the need for postgraduate and continuous education programmes.

In Orthodontics & Dento Facial Orthopedics, students should carry out simple appliance therapy for patients. Students should also be able to appreciate the role of dentofacial growth in the development and treatment of malocclusion.

In Paediatric dentistry, the students should concentrate on clinical management, efficacy of preventive measures, treatment needs particularly for children with disabilities. In oral medicine and oral diagnosis, the student should receive instruction in various lesions, occurring in the oral cavity with particular reference to oral cancer.

9. The successful control and management of pain is an integral part of dental practice. Upon graduation the students should be competent to administer all forms of local anaesthesia. The value of behavioural methods of anxiety management should be emphasised. The students should also have the practical experience in the administration of intra-muscular and intra- venous injections. Knowledge of pain mechanisms and strategies to control post-operative pain is essential for practice of dentistry.
10. All students should receive instructions and gain practical experience in taking processing and interpretation of various types of intra and extra oral radiographs. They should be aware of the hazards of radiation and proper protective measures from radiation for the patient, operator and other staff.
11. Instruction should be given in dental jurisprudence, legal and ethical obligations of dental practitioners and the constitution and functions of Dental Council of India.
12. Infection and cross infection control assume significance in dental practice. The students should be made aware of the potential risk of transmission in the dental surgery, various infectious diseases particularly HIV and hepatitis. The students should be aware of their professional responsibility for the protection of the patients, themselves and their staff and the requirements of the health and safety regulations.
13. In the recent times, the subjects of esthetic dentistry, oral implantology, behavioural sciences and forensic odontology have assumed great significance. Hence, the Council recommends that these four specialities should be incorporated into the undergraduate curriculum. The instruction and clinical training in aesthetic dentistry shall be carried out by the departments of Conservative, Endodontics & Aesthetic Dentistry and prosthodontics, Crown Bridge, Aesthetic Dentistry and Oral Implantology. Similarly, the instruction and clinical training in oral implantology shall be done by the departments of Oral & Maxillofacial Surgery, Prosthodontics, Crown Bridge, Aesthetic Dentistry and Oral Implantology and Periodontology and Oral Implantology. The instruction in behavioural sciences should ideally commence before the students come in contact with the patients and shall be carried out by the departments of Public Health Dentistry & Preventive Dentistry and Pedodontics & Preventive Dentistry. Forensic Odontology will be a part of Oral Pathology & Oral Microbiology and Oral Medicine and Radiology.

COMPETENCIES

At the completion of the undergraduate training programme the graduates shall be competent in the following.-

General Skills

Apply knowledge& skills in day to day practice Apply principles of ethics
Analyze the outcome of treatment

Dr. Sachit Anand Arora
Principal
I.T.S Dental College,
Hospital & Research Centre
47, Knowledge Park-III, Gr. Noida

I.T.S Dental College, Hospital and Research Centre
47, Knowledge Park – III, Greater Noida

Evaluate the scientific literature and information to decide the treatment Participate and involve in professional bodies
Self assessment & willingness to update the knowledge & skills from time to time
Involvement in simple research projects
Minimum computer proficiency to enhance knowledge and skills Refer patients for consultation and specialized treatment
Basic study of forensic odontology and geriatric dental problems

Practice Management

Evaluate practice location, population dynamics & reimbursement mechanism Co-ordinate & supervise the activities of allied dental health personnel Maintain all records Implement & monitor infection control and environmental safety programs Practice within the scope of one's competence

Communication & Community Resources

Assess patients goals, values and concerns to establish rapport and guide patient care
Able to communicate freely, orally and in writing with all concerned
Participate in improving the oral health of the individuals through community activities.

Patient Care – Diagnosis

Obtaining patient's history in a methodical way Performing thorough clinical examination
Selection and interpretation of clinical, radiological and other diagnostic information
Obtaining appropriate consultation
Arriving at provisional, differential and final diagnosis

Patient Care – Treatment Planning

Integrate multiple disciplines into an individual comprehensive sequence treatment plan using diagnostic and prognostic information
Able to order appropriate investigations

Patient Care – Treatment

Recognition and initial management of medical emergencies that may occur during Dental treatment
Perform basic cardiac life support Management of pain including post operative Administration of all forms of local anaesthesia
Administration of intra muscular and venous injections
Prescription of drugs, pre operative, prophylactic and therapeutic requirements
Uncomplicated extraction of teeth Transalveolar extractions and removal of simple impacted teeth Minor oral surgical procedures Management of Oro-facial infections Simple orthodontic appliance therapy Taking, processing and interpretation of various types of intra oral radiographs Various kinds of restorative procedures using different materials available Simple endodontic procedures Removable and fixed prosthodontics Various kinds of periodontal therapy

ORAL MEDICINE & RADIOLOGY

- Able to identify precancerous and cancerous lesions of the oral cavity and refer to the concerned speciality for their management
- Should have an adequate knowledge about common laboratory investigations and interpretation of their results.
- Should have adequate knowledge about medical complications that can arise while treating systemically compromised patients and take prior precautions/ consent from the concerned medical specialist.


Dr. Sachit Anand Arora
Principal
I.T.S. Dental College,
Hospital & Research Centre
47, Knowledge Park-III, Gr. Noida

I.T.S Dental College, Hospital and Research Centre
47, Knowledge Park – III, Greater Noida

- Have adequate knowledge about radiation health hazards, radiations safety and protection.
- Competent to take intra-oral radiographs and interpret the radiographic findings
- Gain adequate knowledge of various extra-oral radiographic procedures, TMJ radiography and sialography.
- Be aware of the importance of intra- and extra-oral radiographs in forensic identification and age estimation
- Should be familiar with jurisprudence, ethics and understand the significance of dental records with respect to law

PAEDIATRIC & PREVENTIVE DENTISTRY

- Able to instill a positive attitude and behaviour in children towards oral health and understand the principles of prevention and preventive dentistry right from birth to adolescence.
- Able to guide and counsel the parents in regards to various treatment modalities including different facets of preventive dentistry.
- Able to treat dental diseases occurring in child patient.
- Able to manage the physically and mentally challenged disabled children effectively and efficiently, tailored to the needs of individual requirement and conditions.

ORTHODONTICS & DENTOFACIAL ORTHOPAEDICS

- Understand about normal growth and development of facial skeleton and dentition.
- Pinpoint aberrations in growth process both dental and skeletal and plan necessary treatment
- Diagnose the various malocclusion categories
- Able to motivate and explain to the patient (and parent) about the necessity of treatment
- Plan and execute preventive orthodontics (space maintainers or space regainers)
- Plan and execute interceptive orthodontics (habit breaking appliances)
- Manage treatment of simple malocclusion such as anterior spacing using removable appliances
- Handle delivery and activation of removable orthodontic appliances
- Diagnose and appropriately refer patients with complex malocclusion to the specialist

PERIODONTOLOGY


- Diagnose the patients periodontal problem, plan and perform appropriate periodontal treatment
- Competent to educate and motivate the patient
- Competent to perform thorough oral prophylaxis, subgingival scaling, root planning and minor periodontal surgical procedures
- Give proper post treatment instructions and do periodic recall and evaluation
- Familiar with concepts of osseointegration and basic surgical aspects of implantology

PROSTHODONTICS AND CROWN & BRIDGE

- Able to understand and use various dental materials
- Competent to carry out treatment of conventional complete and partial removable dentures and fabricate fixed partial dentures
- Able to carry out treatment of routine prosthodontic procedures.
- Familiar with the concept of osseointegration and the value of implant-supported Prosthodontic procedures

CONSERVATIVE DENTISTRY AND ENDODONTICS

- Competent to diagnose all carious lesions
- Competent to perform Class I and Class II cavities and their restoration with amalgam


Dr. Sachit Anand Arora
Principal
I.T.S. Dental College,
Hospital & Research Centre
47, Knowledge Park-III Gr. Noida

I.T.S Dental College, Hospital and Research Centre
47, Knowledge Park – III, Greater Noida


- Restore class V and Class III cavities with glass ionomer cement
- Able to diagnose and appropriately treat pulpally involved teeth (pulp capping procedures)
- Able to perform RCT for anterior teeth
- Competent to carry out small composite restorations
- Understand the principles of aesthetic dental procedures

ORAL & MAXILLOFACIAL SURGERY

- Able to apply the knowledge gained in the basic medical and clinical subjects in the management of patients with surgical problems
- Able to diagnose, manage and treat patients with basic oral surgical problems
- Have a broad knowledge of maxillofacial surgery and oral implantology
- Should be familiar with legal, ethical and moral issues pertaining to the patient care and communication skills
- Should have acquired the skill to examine any patient with an oral surgical problem in an orderly manner
- Understand and practice the basic principles of asepsis and sterilisation
- Should be competent in the extraction of the teeth under both local and general anaesthesia
- Competent to carry out certain minor oral surgical procedure under LA like trans-alveolar extraction, frenectomy, dento alveolar procedures, simple impaction, biopsy, etc.
- Competent to assess, prevent and manage common complications that arise during and after minor oral surgery
- Able to provide primary care and manage medical emergencies in the dental office
- Familiar with the management of major oral surgical problems and principles involved in the in- patient management

PUBLIC HEALTH DENTISTRY

- Apply the principles of health promotion and disease prevention
- Have knowledge of the organization and provision of health care in community and in the hospital service
- Have knowledge of the prevalence of common dental conditions in India.
- Have knowledge of community based preventive measures
- Have knowledge of the social, cultural and env. Factors which contribute to health or illness.
- Administer and hygiene instructions, topical fluoride therapy and fissure sealing.
- Educate patients concerning the aetiology and prevention of oral disease and encourage them to assure responsibility for their oral health.


Dr. Sachin Arora
Principal
I.T.S. Dental College,
Hospital & Research Centre
47, Knowledge Park - III, Greater Noida